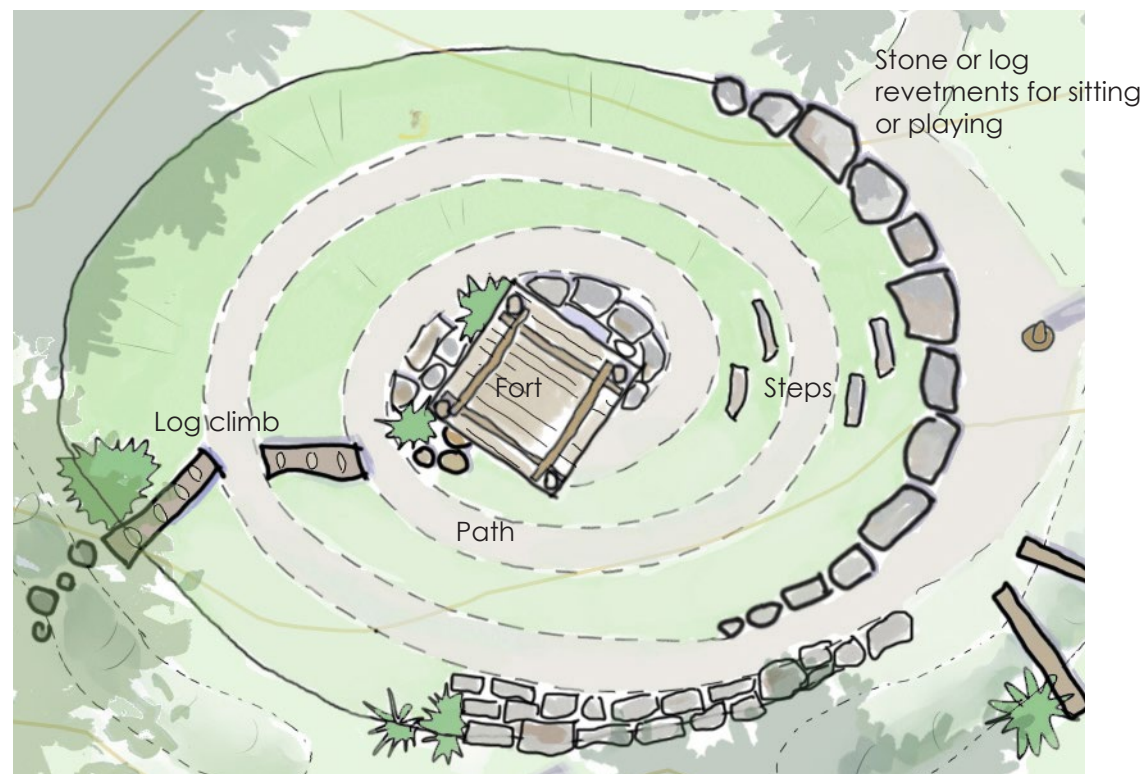






- 1 SPIRAL MOUND:** A visible feature from the road & car park, exciting and challenging to play on with incremental stages for children to be able to challenge themselves on many levels. With an easier surfaced path and a gentle, accessible 1:20 gradient. Other more challenging ways of climbing up including natural timber log climbs, stepping stones, walls and steps.



SPIRAL MOUND PLAN 1:100

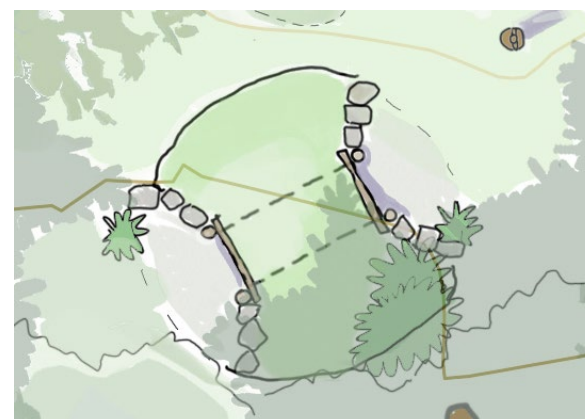


TIMBER 'FORT' STRUCTURE
High, visible, structure of natural timber from site or woven willow as a destination point. Platform 1.5 - 1.8 metres in height



VIEW SPIRAL MOUND

- 2 TUNNEL MOUND:** A chance to go underground through a tunnel or is it a mine entrance or a hobbit house? A strong tunnel structure such as a 1.2 metre diameter concrete pipe covered with stone and earth with plant allowed to regenerate. Can be a tunnel



TUNNEL MOUND PLAN 1:100

- 3 PLAYFUL SEATING/GATHERING SPACE**
As well as more 'formal' picnic tables, group seating that is also playful, sculptural and echoes the stones lying around in the surrounding forest



4 CLIMBING, SITTING & JUMPING OFF

Using low mounds, walls, logs & trunks, stone and ditches with bridges to give opportunities for gaining height, climbing at a lower level, jumping off and imaginative play. Using materials to hand and echoing the surrounding natural & historical landscape



NATURAL PLAY FEATURES

Simple interventions such as shallow scrapes and ditches with bridges, stepping stones etc. that occasionally fill with water can provide endless hours of play



MINI WORLDS
Magical mini worlds to discover and giant worlds to get absorbed in




5 WOODLAND TRAILS

Playful trails to lead you into the forest beyond using willow, hazel, brushwood and timber from the forest



6 LOOSE PARTS PLAY

Allowing children to manipulate and manage their own play by creating a basic framework and providing a supply of branches, brushwood, logs etc. can inspire further exploration and creations



BREAKING OUT of the play area to explore the woods beyond. Low key interventions in the forest nearby to entice children who want to explore the natural world



Stone walls and boulders. Local dry stone walling techniques can be echoed in structures using local skills

Brushwood, willow and hazel for temporary structures and loose parts play



Encourage **natural vegetation** to generate within play area allowing children that direct contact with nature



Timber from site - Larch and ash, using traditional carpentry and joinery techniques



Echo surrounding **natural landscape** & landforms