




**Cyfoeth  
Naturiol  
Cymru**  
**Natural  
Resources  
Wales**

## What to do before, during and after a flood

Practical advice on what to do to protect  
yourself and your property.



Natural Resources Wales is a Welsh Government Sponsored Body. Its purpose is to ensure that the natural resources of Wales are sustainably maintained, enhanced and used, now and in the future.

We work for Wales' economy and enable the sustainable use of natural resources to support jobs and enterprise. We help businesses and developers to understand and consider environmental impacts when they make important decisions.

We work for the communities of Wales to protect people and their homes as much as possible from environmental incidents like flooding and pollution. We provide opportunities from them to learn, use and benefit from Wales' natural resources.

We work to maintain and improve the quality of the environment for everyone. We work towards making the environment and natural resources more resilient to climate change and other pressures.

Published by:  
Natural Resources Wales  
Ty Cambria House  
29 Newport Road  
Cardiff  
CF24 0TP

Tel: 0300 065 3000

Email: [enquiries@naturalresourceswales.gov.uk](mailto:enquiries@naturalresourceswales.gov.uk)

[www.naturalresourceswales.gov.uk](http://www.naturalresourceswales.gov.uk)

© Natural Resources Wales

All rights reserved. This document may be reproduced with prior permission of Natural Resources Wales.

Last updated September 2020

## Your flood warning service

Get the service that's right for you.

We provide a free flood warning service to many areas at risk of flooding from rivers and the sea.

Find out if you can sign up for our free Flood Warning service by visiting our website or by calling Floodline. You can select to receive warnings by phone, email or text message.

Other places to get the latest flood update.

- [www.naturalresourceswales.gov.uk](http://www.naturalresourceswales.gov.uk)
- Local weather, news and travel bulletins.



**Call Floodline on: 0345 988 1188**

Open 24 hours a day.

- Find out what flood warning service is available where you live.
- Get practical advice on what to do before, during and after flooding.
- Get a Quickdial number for easy access to information on flooding in your area.

# Your personal flood plan

Start preparing today before a flood happens. Use this checklist as your flood plan.

## 1. Know who to contact and how

- Agree where you will go and how to contact each other.
- Check with your council if pets are allowed at evacuation centres.
- Keep a list with all your important contacts to hand.

## 2. Think about what you can move now

- Don't wait for a flood. Move items of personal value such as photo albums, family films and treasured mementos to a safe place.

## 3. Think about what you would want to move to safety during a flood

- Pets
- Cars
- Furniture
- Electrical equipment
- Garden pot plants and furniture
- What else? .....
- .....
- .....

Think about who you could ask for help / who you could offer to help, particularly vulnerable neighbours or relatives, in a flood.

Know how to turn off your gas, electricity and water mains supplies

## 4. Check your insurance cover


- Check your buildings and contents insurance policy.
- Confirm you are covered for flooding.
- Find out if the policy replaces new for old, and if it has a limit on repairs.
- Don't underestimate the value of your contents.

## 5. Know how to turn off your gas, electricity and water mains supplies

- Ask your supplier how to do this.
- Mark taps or switches with stickers to help you remember.

## 6. Prepare a flood kit of essential items and keep it handy

- A phone charger and battery pack
- Copies of your home insurance documents
- A torch with spare batteries
- A wind-up or battery radio. Or headphones to use FM radio on your phone (to act as an antenna)
- Warm, waterproof clothing and blankets
- Rubber gloves and wellington boots
- A first aid kit and prescription medication
- Bottled water and non-perishable food
- Baby food and baby care items
- Pet supplies
- Hand sanitiser



Whilst we are living with Covid-19, keep face masks in your flood kit



## Useful numbers

Your important flood telephone numbers.  
Fill this out and keep this leaflet with your flood kit.

Floodline	0345 988 1188
Quickdial number	
Local authority emergency helpline	
Insurance company 24-hour number and policy number	
Local radio station frequency for news alerts and weather updates	
Family and neighbours	
Work phone numbers	
Doctor's surgery	
Local police station	
Vet/kennel/cattery	
Local hotel or B&B	
Gas supplier and meter number	
Electricity supplier and meter number	
Water supplier and meter number	
Electrician	
Plumber	
Builder	

## Temporary flood protection equipment

Flood protection equipment can help stop flood water getting into your property. Follow manufacturer instructions to put these in place when you get a flood warning.

### Floodboards

These fix to frames around windows and doors. They can be washed, stored and used again.

Always remove flood protection equipment once the flood water has gone. This will help your property dry out.

### Plastic covers to seal airbricks

These can stop flood water coming in through your airbricks.

### Sandbags

Your local council may provide these during a flood, but they may be scarce. You can buy your own sand and bags, or fill

pillowcases and plastic bags with earth. Be aware that following a flood they will be contaminated by sewage in the water.


### Further steps to protect your property

There are things you can do to your property that will make it easier and cheaper to clean up after a flood. See list on page 20 of this booklet.



## Know your flood warning codes

You need to be aware of flooding and keep an eye on the water levels and weather situation at all times. You can do this by checking the flood forecasts and the river and sea levels on our website or by listening to local news and weather forecasts.



### FLOOD ALERT

#### What it means

Flooding is possible.  
Be prepared.

#### What to do

- Be prepared to act on your flood plan.
- Prepare a flood kit of essential items.



### FLOOD WARNING

#### What it means

Flooding is expected.  
Immediate action required.

#### What to do

- Protect yourself, your family and help others.
- Move family, pets and valuables to a safe place.
- Keep a flood kit ready.
- Turn off gas, electricity and water supplies if safe to do so.
- Put flood protection equipment in place.



### SEVERE FLOOD WARNING

#### What it means

Severe flooding.  
Danger to life.

#### What to do

- Stay in a safe place with a means of escape.
- Be ready should you need to evacuate from your home.
- Co-operate with the emergency services.
- Call 999 if you are in immediate danger.

You can get up-to-date information about flooding in your area by checking our website or by registering for our free flood warning service  
**0345 988 1188**

## During a flood

What to do to stay safe in a flood.

### In the event of a flood focus on the safety of you and your family

- Cooperate with the emergency services if they tell you to evacuate during flooding.
- Be prepared to act quickly and get yourself to safety.

We use our flood warning service to warn you of flooding from rivers and the sea as soon as we can. But there are some types of flooding we can't predict.

### Stay alert to localised flooding

Also known as 'surface water flooding'. This usually happens where drainage systems are unable to cope with heavy spells of rainfall. We cannot give you a direct warning for this type of flooding. Instead we forecast where it might be a problem

in certain counties and put a daily flood risk forecast on our website.

You can also find out about the possibility of 'surface water' flooding in your area by checking local weather forecasts.

## What to do in an emergency

Follow these simple steps to stay safe:

### Listen to the advice of the emergency services

1. Check in with other people in your household - if they are not at home make sure they are somewhere safe.
2. Gather essential items together either upstairs or in a high place.
3. Fill jugs and saucepans with clean water.
4. Move your family and pets upstairs, or to a high place with a means of escape.
5. Turn off gas, electricity and water supplies when flood water is about to enter your home if safe to do so. **DO NOT** touch sources of electricity when standing in flood water.
6. Keep listening to local radio for updates or call floodline 0345 988 1188.
7. Check in with vulnerable neighbours or relatives.
8. Flood water can rise quickly, stay calm and reassure those around you. Call 999 if you are in danger.

### **Important! Flood water is dangerous**

- Six inches of fast-flowing water can knock over an adult and two feet of water can move a car.
- Avoid walking or driving through it.
- Keep children and vulnerable people away from it.
- Wash your hands thoroughly if you touch it.



## Protect what you can...

Move important items to safety and put flood protection equipment in place when there is a flood warning. Follow manufacturers' instructions carefully to help stop or reduce the flood water entering your property.

### Take items upstairs or to a safe place in your property

- Safely store important documents such as insurance papers.
- Move items of personal value such as photos, family films or treasured mementos.
- Move lightweight household belongings you can pick up easily and quickly.
- Move items of furniture that are expensive or harder to repair before cheaper ones.

### If possible, move your outside belongings to higher ground

- If the flood water hasn't reached you, move your car to higher ground and move outdoor pets to safety.

### Help stop water entering your home

- Put plugs in sinks and baths. Weigh them down with a sandbag, a pillowcase or plastic bag filled with garden soil, or a heavy object.


### If you do not have non-return valves fitted

- Plug water inlet pipes with towels or cloths.
- Disconnect any equipment that uses water (like washing machines and dishwashers).

## ...but evacuate when told

Stay safe, always listen to the advice of the emergency services and evacuate when told to do so.

- Leave your home if the emergency services say so. Refusing to leave on their advice will put you, your family and those trying to help you at risk.
- When you are evacuated you will be taken to an evacuation centre run by your local council. Free food and bedding is provided. Bring spare clothing, essential medication and babycare items if you have an infant.
- Most evacuation centres will let you bring your pets. Take their food. Put cats and small animals in a pet carrier or secure box.
- People running the centres are trained to give you support and advice. They will help you through the stress of a flood and prepare you for what to do afterwards.





## After a flood

### Recovering from a flood.

#### First steps

- Take care as there may be hidden dangers in the flood water like sharp objects, raised manhole covers and pollution.
- Flood water could have caused structural damage to your property.
- In almost all cases the insurance company will send a loss adjuster to look at your property. They will confirm what repairs and replacements are needed and covered by your policy.
- If you rent your property, contact your landlord and your contents insurance company as soon as possible.
- If you do not have insurance, your local council should be able to provide information on hardship grants or charities that may be able to help you.



Flood water can contain sewage, chemicals and animal waste. Always wear:

- waterproof outerwear, including gloves.
- wellington boots.
- face mask.

If your electricity supply is not already switched off at the mains, get a qualified person to do this. DO NOT touch sources of electricity when standing in flood water.

You can get water out of your property using a pump and generator. Position the generator outside in the open air as generators produce carbon monoxide fumes which can kill.

Only pump out water when flood levels outside your property start to be lower than inside. This reduces the risk of structural damage.

Shovel mud away evenly from both sides of a wall. This stops pressure building up on one side.

You can clean and disinfect your property using ordinary household products.

A garden hose is useful for washing down. Do not use high pressure hoses as they blast contaminated matter into the air.

If you are drying your property naturally, keep doors and windows open as much as possible. If using dehumidifiers, close external doors and windows.

If you have gas or oil central heating and it has been checked by an engineer, turn it on. Keep the thermostat between 20-22 degrees centigrade for steady drying.

Local councils usually provide skips and extra rubbish collections for items that your insurance company has agreed you can throw away.

There are a number of things to be aware of when clearing up after a flood

## Dealing with an insurance claim

If flooding has caused damage to large parts of the country, you may have to wait for a loss adjuster to visit you.

### Ask the insurance company

- How long it will be before the loss adjuster visits.
- If you are to clean your property or if they will get a company to do it for you.

### Always make your own record of flood damage

- Use a permanent ink pen to mark on the wall the height the flood water got to. Do this in every room affected by flooding.
- Photograph or video your damaged property. List the damage to your property and belongings.

- If your insurance policy covers you for loss of perishable goods, make a list of all the foods you throw away. Include any food touched by flood water and anything in your fridge or freezer ruined by loss of power.

### Things to help with your insurance claim

- Confirm the insurance company will pay for any service or equipment you need.
- Make a note of all telephone calls. Record the date, name and what was agreed.

- Keep copies of all letters, emails and faxes you send and receive.
- Keep receipts.
- Don't throw anything away until told (except ruined food).

**Important note:** the insurance company may only offer to clean and repair something, not replace it.

If you do not have insurance, your local council should be able to provide information on hardship grants or charities that may be able to help you.

Photograph or video record your damaged property

## Further steps to protect your property

As you plan your property repairs, you might want to think about ways to protect it from future flooding.

There are things you can do whilst repairing your property that will make it easier and cheaper to clean up after a future flood.

### Here are some improvements you can make

Discuss them with your loss adjuster and builder.

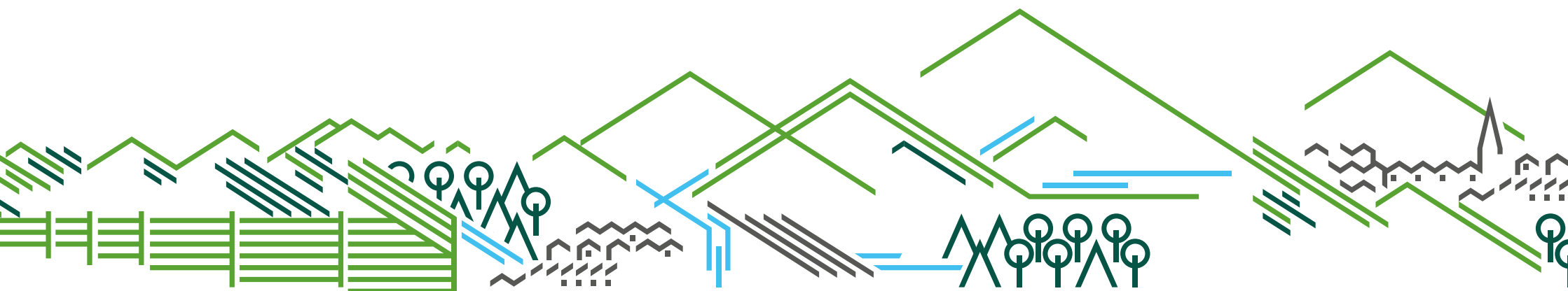
- Lay ceramic tiles on your ground floor and use rugs instead of fitted carpets.
- Raise the height of electrical sockets to at least 1.5 metres above ground floor level.
- Use lime plaster instead of gypsum on walls.
- Fit stainless steel or plastic kitchens instead of chipboard ones or have free-standing kitchen units you can move.
- Position any main parts of a heating or ventilation system, like a boiler, upstairs or raised well above the ground floor.

## Lay rugs instead of fitted carpets on your ground floor

- Fit non-return valves to all drains and water inlet pipes.
- Replace wooden window frames and doors with synthetic ones. They are easier to clean.

### Important!

Always use reputable building contractors. Beware bogus trade people calling door-to-door. Always check references and do not pay in advance.



## Temporary housing

Flood repairs can take weeks or months to complete, especially if there has been widespread flooding and builders are scarce. It takes time to dry out a property and some buildings may have to be gutted before repairs can start.

Ask your insurance company or landlord if they will provide you with temporary accommodation. This could be a nearby bed and breakfast, a static caravan or a rented house. You do not have to accept the first place you are offered.

However, if flooding has affected many people, the choice of accommodation may be limited.

If you will be in a temporary property for some time, think about having your post redirected.

Your insurance company should provide you with temporary accommodation



## For more information

These organisations have advice, information and services to help you after a flood.

**National Flood Forum**  
[www.floodforum.org.uk](http://www.floodforum.org.uk)  
01299 403055

**The financial ombudsman service**  
[www.financial-ombudsman.org.uk](http://www.financial-ombudsman.org.uk)  
0300 123 9 123


**The Construction Centre**  
[www.theconstructioncentre.co.uk](http://www.theconstructioncentre.co.uk)  
01926 865825

**The British Damage Management Association (BDMA)**  
[www.bdma.org.uk](http://www.bdma.org.uk)  
01858 414278

**Citizens Advice Bureau**  
[www.adviceguide.org.uk](http://www.adviceguide.org.uk)  
03444 77 20 20

**Construction Industry Research and Information Association (CIRIA)**  
[www.ciria.org/flooding](http://www.ciria.org/flooding)  
020 7549 3300

**Public Health Wales**  
[www.phw.nhs.wales](http://www.phw.nhs.wales)  
02920 227744



## Contact Us

You can get in touch with Natural Resources Wales by email, telephone or post. You can also follow us on Facebook, Instagram and Twitter.

### Email

General Enquiries: [enquiries@naturalresourceswales.gov.uk](mailto:enquiries@naturalresourceswales.gov.uk)

### Telephone

#### General enquiries:

0300 065 3000 (Mon-Fri, 9am - 5pm)

#### Incident hotline:

0300 065 3000 (24 hour service)

To report an environmental or flooding incident

#### Floodline:

0345 988 1188 (24 hour service)

#### Floodline Type Talk:

Type Talk number: 0345 602 6340 (for customers hard of hearing)

### Post

Natural Resources Wales

Tŷ Cambria, 29 Newport Road, Cardiff, CF24 0TP

### Social Media

Subscribe to our social media channels and keep in touch.

Facebook Natural Resources Wales

Instagram NatResWales

Twitter @NatResWales

### Call charges

Call charge information is available at [gov.uk/call-charges](http://gov.uk/call-charges)