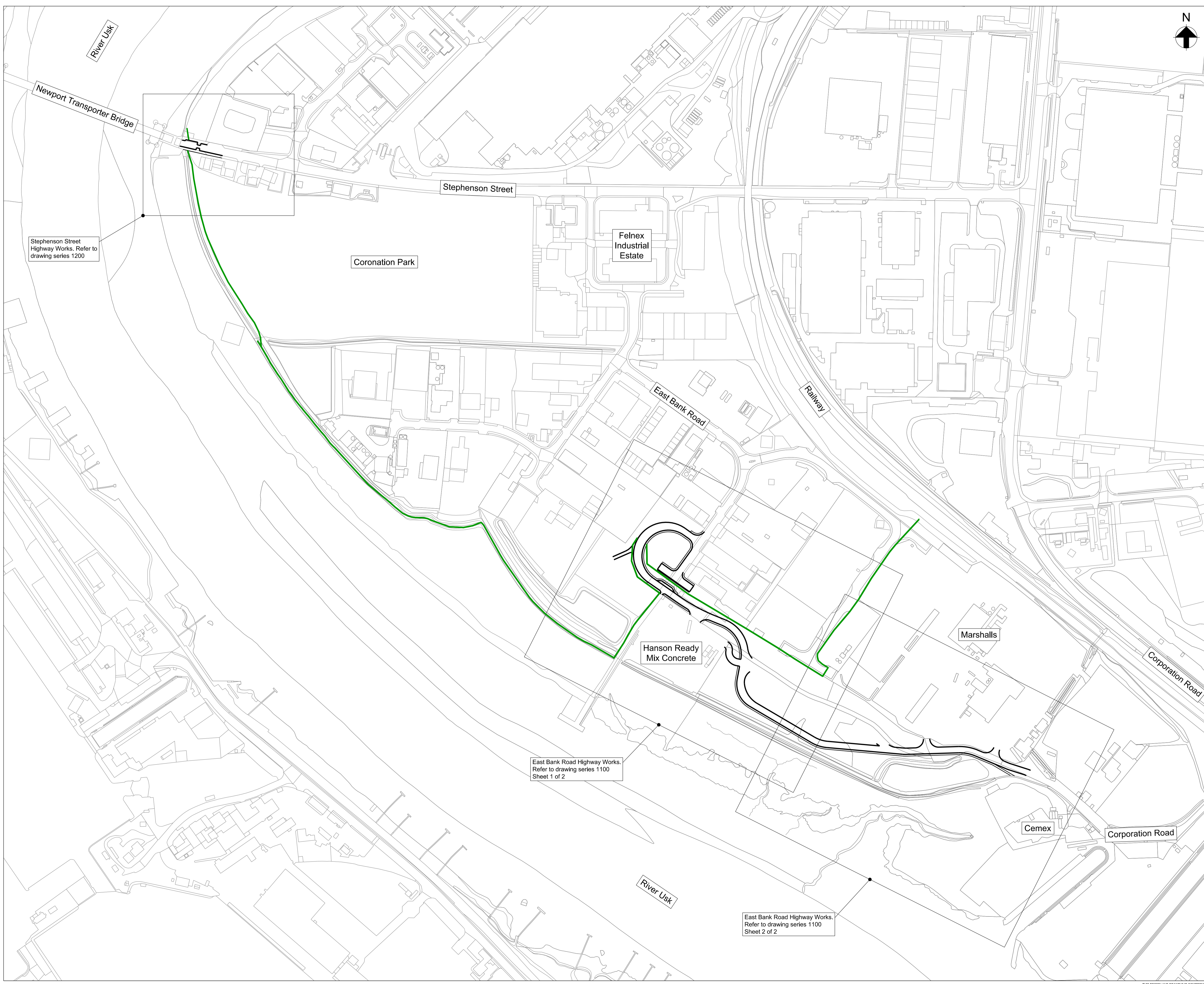


Legend



Proposed Flood Defence Structure Alignment - See drawing 274580-ARP-XX-XX-DR-CX-2000 for retaining wall alignment and associated details

Notes

1. Do not scale from this drawing
2. All dimensions are in metres unless noted otherwise.
3. The details shown on this drawing are based on a RIBA Stage 3 design for approval, produced for a detailed planning application. The details will need to be reviewed and revised during subsequent design stages.



P01	ISSUED FOR PLANNING	CB	SW	SW	24 / 02 / 21
Rev.	Description	Drawn	Chkd.	Appd.	Issue Date

Project Name:
STEPHENSON STREET FLOOD DEFENCE SCHEME

Drawing Title:
HIGHWAY KEY PLAN

Subsidiary: S2 - FOR PLANNING	Subsidiary Code: S2
Internal Project Number: 274580	Scale: 1:2000
Drawing Number: 274580-ARP-XX-XX-DR-CX-1000	Rev. P01